

DEPARTMENT OF BUDGET AND FINANCE
 STATEMENT OF APPROVED BUDGET RECEIPTS AND BALANCES CONTROLLING RECEIPTS
 Technical Education and Skills Development Authority
 Accounts Receivable Mgt. Division

RECEIVED
 FEB 14 2024

By: *[Signature]* Time: *12:20*

FILE COPY


X Inter Agency Fund Transfer
 Grants and Donations (Less than 12 months)


Department: Department of Labor and Employment (DOLE)
 Agency/Entity: Technical Education and Skills Development Authority (TESDA)
 Operating Unit:
 Organization Code (UACS):
 Fund Cluster: 07 - Trust Receipts


Source Agencies and Projects	UACS CODE	Approved Budget				Disbursements				Balances					
		Approved Budgeted Revenue/Receipts	Adjustments (Additions, Reductions, Modifications/Augmentations)	Adjusted Budgeted Revenue	1st Quarter Ending 'March 31	2nd Quarter Ending 'June 30	3rd Quarter Ending 'Sept. 30	4th Quarter Ending 'Dec. 31	Total	1st Quarter Ending 'March 31	2nd Quarter Ending 'June 30	3rd Quarter Ending 'Sept. 30	4th Quarter Ending 'Dec. 31	Total	Unspent Utilizations (10-15) = (17+18)
Central Office															
Coconut Farmers Scholarship Program															
PS															
MOOE		200,000,000.00	(143,943,232.20)	56,056,767.80											56,056,767.80
CO															
Sub-Total		200,000,000.00	(143,943,232.20)	56,056,767.80											56,056,767.80
CAR (NONE TO REPORT)															
Sub-Total															
Region I															
Coconut Farmers Scholarship Program															
PS															
MOOE			483,545.00	483,545.00		461,120.00	20,631.00	481,751.00		84,400.00	340,032.00		424,432.00	1,794.00	
CO															
Sub-Total			483,545.00	483,545.00	0.00	461,120.00	20,631.00	481,751.00	0.00	84,400.00	340,032.00	0.00	424,432.00	1,794.00	
Region II															
Coconut Farmers Scholarship Program															
PS															
MOOE			968,460.40	968,460.40		968,460.40		968,460.40		324,835.40	588,410.00		911,245.40	0.00	
CO															
Sub-Total			968,460.40	968,460.40	0.00	968,460.40	0.00	968,460.40	0.00	324,835.40	588,410.00	0.00	911,245.40	0.00	
Region III															
Coconut Farmers Scholarship Program															
PS															
MOOE			1,810,190.20	1,810,190.20		1,209,265.00	4,500.00	1,213,765.00		468,909.20	318,120.00		787,029.20	596,425.20	
CO															
Sub-Total			1,810,190.20	1,810,190.20	0.00	1,209,265.00	4,500.00	1,213,765.00	0.00	468,909.20	318,120.00	0.00	787,029.20	596,425.20	
Region IV-A															
Coconut Farmers Scholarship Program															
PS															
MOOE			15,613,130.00	15,613,130.00		7,787,515.00	4,206,066.40	11,993,571.40		4,374,037.92	5,319,143.88		9,693,181.80	3,619,558.80	
CO															
Sub-Total			15,613,130.00	15,613,130.00	0.00	7,787,515.00	4,206,066.40	11,993,571.40	0.00	4,374,037.92	5,319,143.88	0.00	9,693,181.80	3,619,558.80	
Region IV-B															
Coconut Farmers Scholarship Program															
PS															
MOOE			6,964,997.40	6,964,997.40		6,250,946.20	714,051.20	6,964,997.40		1,477,718.20	4,566,004.40		6,043,722.60	0.00	
CO															
Sub-Total			6,964,997.40	6,964,997.40	0.00	6,250,946.20	714,051.20	6,964,997.40	0.00	1,477,718.20	4,566,004.40	0.00	6,043,722.60	0.00	
Region V															
Coconut Farmers Scholarship Program															
PS															
MOOE			2,063,954.00	2,063,954.00		1,457,244.40	417,489.60	1,874,734.00		1,236,610.40	602,921.20		1,839,531.60	189,220.00	
CO															
Sub-Total			2,063,954.00	2,063,954.00	0.00	1,457,244.40	417,489.60	1,874,734.00	0.00	1,236,610.40	602,921.20	0.00	1,839,531.60	189,220.00	
Region VI															
Coconut Farmers Scholarship Program															
PS															
MOOE			1,151,964.20	1,151,964.20			2,520.00	2,520.00			2,520.00		2,520.00	1,149,444.20	
CO															
Sub-Total			1,151,964.20	1,151,964.20	0.00	0.00	2,520.00	2,520.00	0.00	0.00	2,520.00	0.00	2,520.00	1,149,444.20	

COMMISSION ON GOVERNMENT ACCOUNTS AND AUDIT
 RECEIVED BY: *[Signature]*
 DATE: *2/19/24*
20

Source Agencies and Projects	UACS CODE	Approved Budget			Utilizations					Disbursements					Balances		
		Approved Budgeted Revenue/Receipts	Adjustments (Additions, Reductions, Modifications/Augmentations)	Adjusted Budgeted Revenue	1st Quarter Ending 'March 31	2nd Quarter Ending 'June 30	3rd Quarter Ending 'Sept. 30	4th Quarter Ending 'Dec. 31	Total	1st Quarter Ending 'March 31	2nd Quarter Ending 'June 30	3rd Quarter Ending 'Sept. 30	4th Quarter Ending 'Dec. 31	Total	Unused Budget	Unpaid Utilizations (10-15) + (17-18)	
																Due and Demandable / Accounts Payable	Not Yet Due and Demandable
1	2	3	4	5=3+(-)4	6	7	8	9	10=(6+7+8+9)	11	12	13	14	15=(11+12+13+14)	16=(5-10)	17	18
Region VII																	
Coconut Farmers Scholarship Program																	
PS																	
MOOE			13,760,569.80	13,760,569.80		10,606,090.60	2,985,130.20		13,591,220.80		2,163,217.60	8,235,922.60		10,399,140.20	169,348.80		
CO																	
Sub-Total			13,760,569.80	13,760,569.80	0.00	10,606,090.60	2,985,130.20	0.00	13,591,220.80	0.00	2,163,217.60	8,235,922.60	0.00	10,399,140.20	169,348.80		
Region VIII																	
Coconut Farmers Scholarship Program																	
PS																	
MOOE			38,195,465.80	38,195,465.80	2,016.00	25,197,202.60	10,003,348.80		35,202,567.40	2,016.00	11,457,367.10	20,098,760.16		31,558,143.26	2,992,896.40		
CO																	
Sub-Total			38,195,465.80	38,195,465.80	2,016.00	25,197,202.60	10,003,348.80	0.00	35,202,567.40	2,016.00	11,457,367.10	20,098,760.16	0.00	31,558,143.26	2,992,896.40		
Region IX																	
Coconut Farmers Scholarship Program																	
PS																	
MOOE			19,836,050.40	19,836,050.40		1,896,887.00	5,529,998.40		7,426,885.40		1,764,887.00	3,399,178.00		5,164,065.00	12,409,165.00		
CO																	
Sub-Total			19,836,050.40	19,836,050.40	0.00	1,896,887.00	5,529,998.40	0.00	7,426,885.40	0.00	1,764,887.00	3,399,178.00	0.00	5,164,065.00	12,409,165.00		
Region X																	
Coconut Farmers Scholarship Program																	
PS																	
MOOE			13,798,500.40	13,798,500.40		3,327,878.60	7,344,026.40		10,671,905.00		838,088.80	5,073,414.80		5,911,503.40	3,126,595.40		
CO																	
Sub-Total			13,798,500.40	13,798,500.40	0.00	3,327,878.60	7,344,026.40	0.00	10,671,905.00	0.00	838,088.80	5,073,414.80	0.00	5,911,503.40	3,126,595.40		
Region XI																	
Coconut Farmers Scholarship Program																	
PS																	
MOOE			7,642,383.80	7,642,383.80		3,749,945.00	3,155,512.80		6,905,457.80		2,041,920.00	3,922,139.80		5,964,059.80	738,926.00		
CO																	
Sub-Total			7,642,383.80	7,642,383.80	0.00	3,749,945.00	3,155,512.80	0.00	6,905,457.80	0.00	2,041,920.00	3,922,139.80	0.00	5,964,059.80	738,926.00		
Region XII																	
Coconut Farmers Scholarship Program																	
PS																	
MOOE			8,957,328.00	8,957,328.00		1,102,086.00	7,293,983.00		8,395,769.00		115,000.00	2,159,782.00		2,274,782.00	561,559.00		
CO																	
Sub-Total			8,957,328.00	8,957,328.00	0.00	1,102,086.00	7,293,983.00	0.00	8,395,769.00	0.00	115,000.00	2,159,782.00	0.00	2,274,782.00	561,559.00		
Region XIII																	
Coconut Farmers Scholarship Program																	
PS																	
MOOE			9,158,470.80	9,158,470.80	2,217.60	4,144,720.20	3,380,650.40		7,527,588.20	2,217.60	2,178,308.00	2,488,228.00		4,666,753.60	1,630,882.80		
CO																	
Sub-Total			9,158,470.80	9,158,470.80	2,217.60	4,144,720.20	3,380,650.40	0.00	7,527,588.20	2,217.60	2,178,308.00	2,488,228.00	0.00	4,666,753.60	1,630,882.80		
BARMM																	
Coconut Farmers Scholarship Program																	
PS																	
MOOE			3,538,222.20	3,538,222.20					0.00					0.00	3,538,222.20		
CO																	
Sub-Total			3,538,222.20	3,538,222.20					0.00					0.00	3,538,222.20		
GRAND TOTAL			200,000,000.00	200,000,000.00	4,233.60	68,159,361.00	45,057,598.20		113,221,192.80	4,233.60	28,525,299.42	57,112,578.84		85,642,109.86	86,778,807.20		
PS																	
MOOE			200,000,000.00	200,000,000.00	4,233.60	68,159,361.00	45,057,598.20	0	113,221,192.80	4,233.60	28,525,299.42	57,112,578.84	0	85,642,109.86	86,778,807.20		
CO																	

Certified Correct:

ROMMEL A. DELORIA
 Chief Administrative Officer, Budget Division
 Date: _____

Certified Correct:

GARRIEL M. SAUGON
 Chief Accountant, Accounting Division
 Date: _____

Recommending Approval:

SAMAD S. DIRANSA
 Officer-in-Charge, FMS
 Date: **11-20-24**

Approved By:

SEC. SUHARTO T. MANGUDADATU PhD
 SECRETARY/DIRECTOR GENERAL, TESDA
 Date: **11-20-24**

COMMISSION ON GOVERNMENT ACCOUNTS
 RECEIVED BY: 
 DATE: **21/11/24**
 TIME: **9:20**